


All types of OLTC -
On Load Tap changer
Spares and Services



SAIRAJ

On Load Tapchanger (OLTC) Services

OFFICE : Empire Square, Nr. Auto Cluster, I-1304, Chinchwad,
Pune 411019 MAHARASHTRA INDIA

PHONE : 8434123123 / 8981123123 / 8961123123 / 7429123123 / 9031123123

EMAIL : sale@sairajgroups.com



COPPER COLLECTION RING



DSS



MAIN MOVING SHAFT



ENERGY ACCUMULATOR ASSLY
BARREL ASSLY



FIXED CONTACT ASSLY



MAIN MOVING CONTACT ASSLY




EPOXY ARM ONLY



BEARING PLATE



BRASS BLOCK ASSLY




TPI SWITCH ASSLY




RESISTOR MOVING
CONTACT ASSLY




PRESELECTOR ARM ASSLY



BAKELITE PHASE BOARD



MOVING CONTACT ASSLY



FIXED CONTACT ASSLY



SELECTOR WHEEL ASSLY



TRANSITION RESISTOR ASSLY
BOBBIN TYPE



BUSHING BOARD




AUTOMATIC VOLTAGE
REGULATING RELAY EE-301E



DIGITAL TPI FOR RTCC



33KV 17 POSITION CORSE
FINE PHASE BOARD



LINEAR TYPE PHASE BOARD



MAIN SPRING 33KV KV




MPR



PRV



RTCC PANEL



WALL MOUNT RTCC PANEL



LCP MODIFICATION WITH
COMPACT RTCC PANEL



OLTC GEARS



STAR COUPLING ASSLY

Maintenance (OLTC)

1 MECHANISM

To cover the variety of operating environments and circumstances, it is recommended that the exposed rubbing surface, as marked in Fig. 2 display on door, should be regularly lubricated after every 20,000 operations with the following lubricant.

Molysulf SG-3 The lubricant should be applied sparingly and an excess of it must be avoided as hardening of lubricant base can cause mal-operation.

2 SELECTOR SWITCH

The Selector switch contacts should be examined after every 10,000 operations and replaced when burning of the copper tungsten tips and blocks has progressed to the copper base.

3 OIL SAMPLING

Oil samples should be taken and checked after every 5,000 operations or 6 months whichever is earlier for electrical breakdown. If the samples fail consistently below 30 KV for one minute in a standard test cell to IS. 335 the oil should be changed.

During an oil change, the selector switch should be cleaned down to remove adhering carbon. The tank should be cleaned out and filled with fresh oil having a test value of 40KV minimum to the level indicated on the sight gauge.

4 GENERAL CHECK

Since every tapchange is carried out by a snap-action of moving parts, a general check of all nuts, bolts and other securing arrangements should be carried out after every 5,000 operations and all loose connections should be properly tightened up.

5 AFTER SALE SERVICE AND SPARES

In the event of any difficulty experienced in operation or for spares, a reference should be made to **OTC Type, Serial No, MKA O.A.** No as appearing on the rating plate.

SAIRAJ ENTERPRISES

On Load Tapchanger (OLTC) Services

OFFICE : Empire Square, Nr. Auto Cluster, I-1304,
Chinchwad, Pune 411019 MAHARASHTRA INDIA

PHONE : 8434123123 / 8981123123 / 8961123123 / 7429123123 / 9031123123

EMAIL : sale@sairajgroups.com